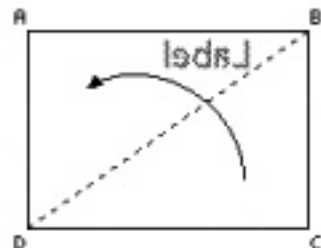


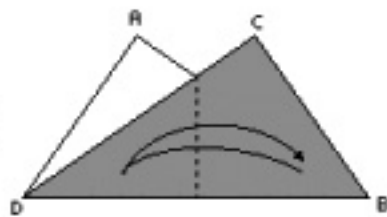
Double CD case

©1999 Jorma Oksanen

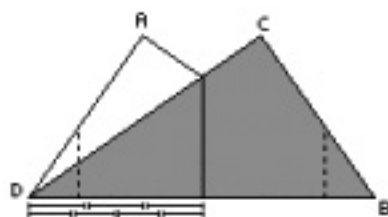
Free for non-commercial use as long as my name is included with diagrams.



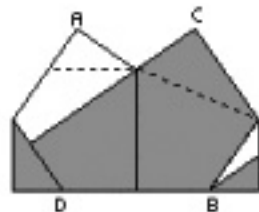
A4 or letter size paper.
You can print a label
as shown



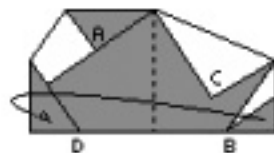
Fold B to D, unfold



Fold B and D between one third
and one fourth to the center.
One fourth if using letter size



Fold A and C down - this isn't
symmetrical



Refold step 2, inserting D
into B



Pull corner C out and insert
it into the pocket behind